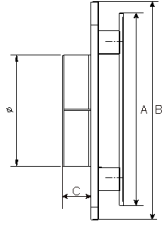
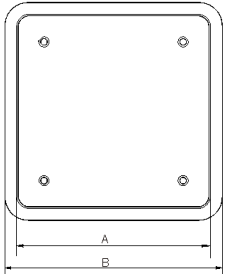




Dimensiones – Dimensions – Encombrement – Dimensioni (mm)

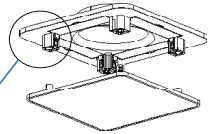
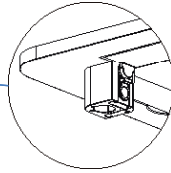
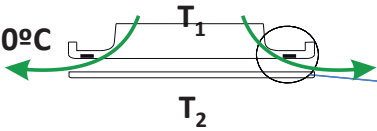


BDO	A	B	C	∅
80	136	151	20	77,3
125	185	205	30	118,1
160	230	250	36,8	148
200	275	300	45,8	189,5

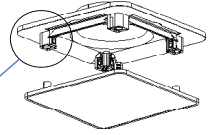
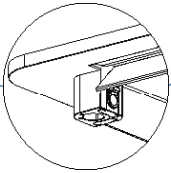
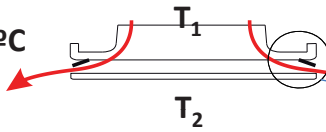
Ajustes – Commissioning – Réglages – Regolazioni



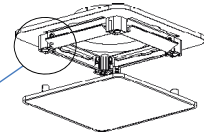
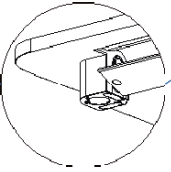
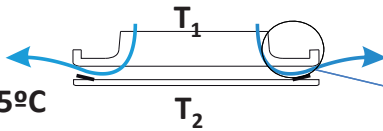
$T_1 - T_2 = 0^\circ\text{C}$



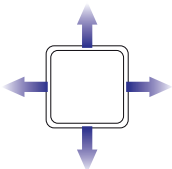
$\Delta T > 5^\circ\text{C}$



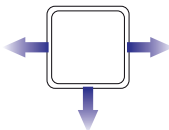
$\Delta T > -5^\circ\text{C}$



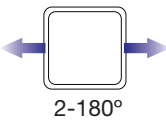
Sentido de soplado – Discharge direction – Sens de soufflage – Direzione di scarico



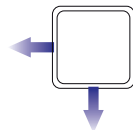
4



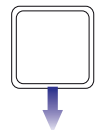
3



2-180°



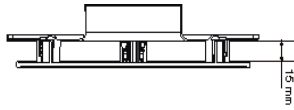
90°



1

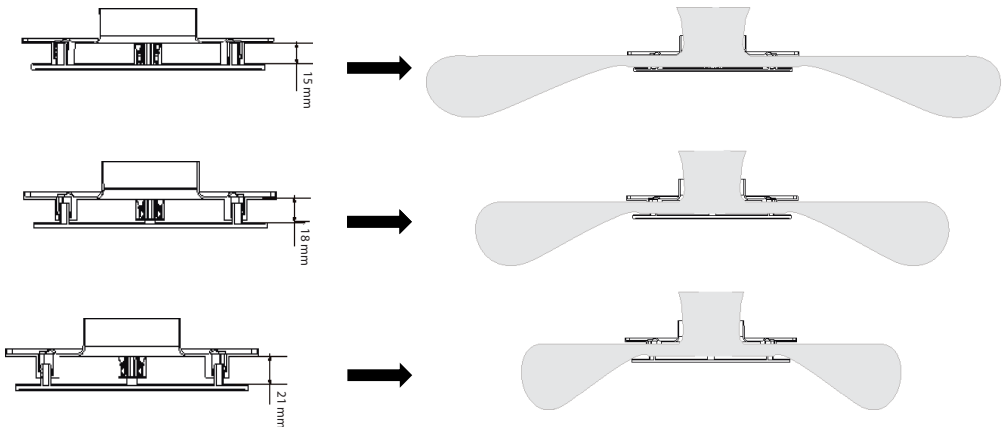


Características- characteristics- Caractéristiques- caratteristiche

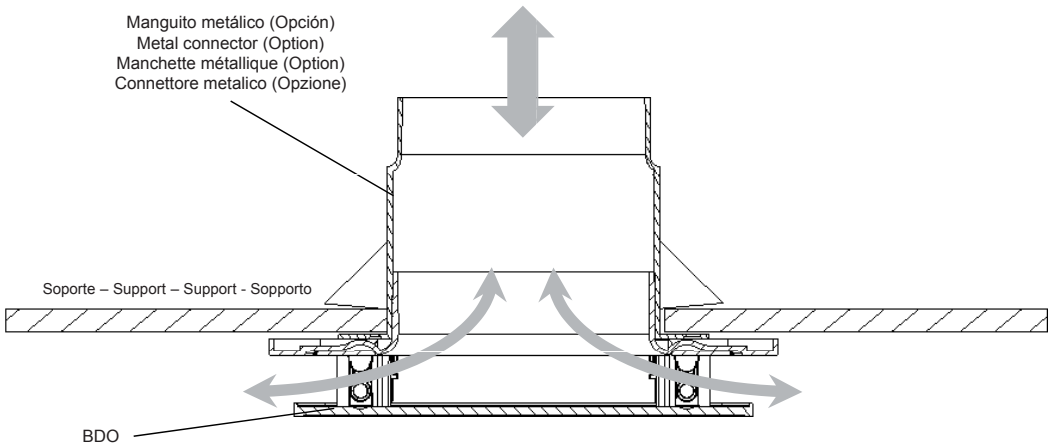


BDO	Qv (m³/h)										
		DP (Pa)	Lw (dB(A))	DP (Pa)	Lw (dB(A))	DP (Pa)	Lw (dB(A))	DP (Pa)	Lw (dB(A))	DP (Pa)	Lw (dB(A))
80	15	2	24	1	23	2	24	3	24	8	24
	30	6	24	3	23	5	24	11	24	30	26
	45	12	25	7	24	11	25	23	27	66	35
	60	21	27	12	26	20	28	40	34	117	44
125	45	4	24	3	23	5	24	10	24	28	25
	60	7	25	5	25	8	26	17	28	49	33
	75	11	27	8	27	13	28	26	32	73	39
	90	15	29	11	28	18	30	36	35	101	44
	120	39	31	18	31	31	34	63	40	-	-
	150	39	35	28	36	48	39	97	47	-	-
160	120	13	<20	9	23	15	21	30	32	-	-
	150	18	24	12	26	18	28	35	37	-	-
	180	26	29	18	32	27	33	50	42	-	-
	200	32	32	22	34	33	37	62	44	-	-
	210	35	33	24	36	36	38	69	46	-	-
	240	45	37	31	40	47	42	91	49	-	-
200	240	30	29	20	28	32	32	59	43	-	-
	270	37	32	24	31	40	36	74	48	-	-
	300	46	36	30	34	50	39	-	-	-	-
	350	63	40	41	39	67	44	-	-	-	-

Alcance - Throw - Portée - Lancio



Extracción e Impulsión - Extract and Blowing
Extraction et soufflage – Estrazione e Immissione




Accesorio – Accessory – Accessoire – Accessori



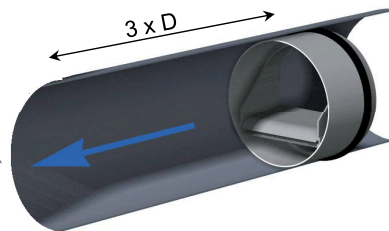
Regulador RD – Regulator RD
Régulateur RD - Regulatore RD

Tipo- Type	
BDO 160	BDO 200
RD 120 m ³ /h	RD 240 m ³ /h
RD 150 m ³ /h	RD 270 m ³ /h
RD 180 m ³ /h	RD 300 m ³ /h
RD 210 m ³ /h	RD 350 m ³ /h
RD 240 m ³ /h	RD 400 m ³ /h
RD 270 m ³ /h	RD 450 m ³ /h
-	RD 500 m ³ /h



Extracción - Extract – Extraction – Estrazione

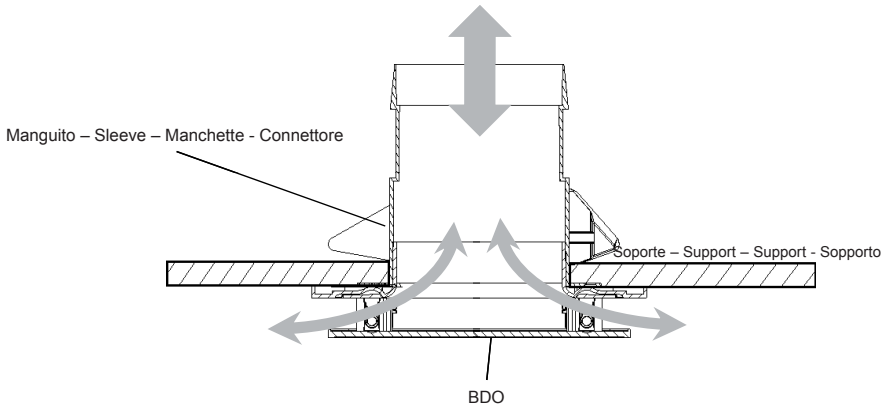
Lado de la BDO
Side of the BDO
Côté BDO
Lato del BDO



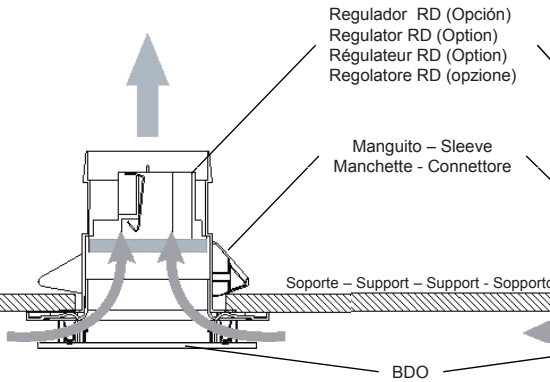
Impulsión – Blowing – soufflage – Immissione



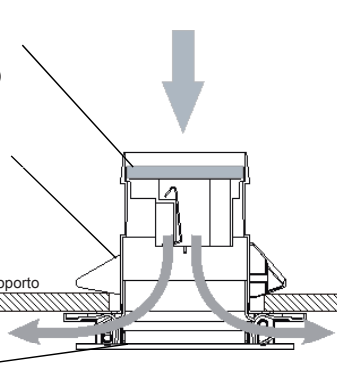
Extracción y Impulsión - Extract and Blowing
Extraction et soufflage – Estrazione e Immissione



Extracción - Extract
Extraction - Estrazione





Impulsión - Blowing
Soufflage - Immissione



Accesorio – Accessory – Accessoire – Accessori



Regulador RD BP SM – Regulator RD BP SM
Régulateur RD BP SM – Regolatore RD BP SM

		LW (dB(A))						
								
BDO 80 + RD BP	Qv (m ³ /h)	DP (Pa)			DP (Pa)			
		15	20	60	100	20	60	100
		30	25	27	32	26	33	38
		26	30	35	28	40	46	

